



KUNCHALA VENU

Subject:
Database Management Systems

Paycode:
3122040

88.16%

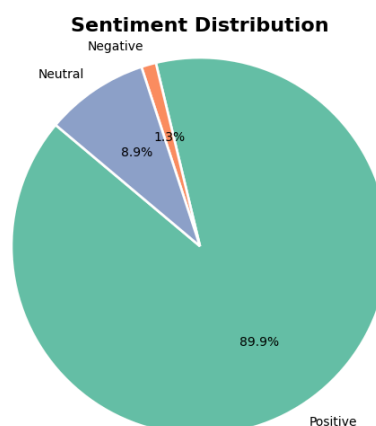
Acceptance Level

OVERALL SUMMARY					
Rating	Excellent (5)	Very Good (4)	Good (3)	Satisfactory (2)	Not Satisfactory (1)
Percentage	52.09%	37.83 %	8.97 %	1.03 %	0.09 %

SECTIONS		
BCA-Dtsc-1-2A		91.56%
📄 EVEN SEMESTER FEEDBACK 2025	📖 Computerscience Minor Problem Solving using C	📅 2025-02-21
Bsc-CS-1-2B		90.68%
📄 EVEN SEMESTER FEEDBACK 2025	📖 Problem Solving using C	📅 2025-02-21
Bsc-DTSC-1-2A		90.89%
📄 EVEN SEMESTER FEEDBACK 2025	📖 Computerscience Minor Problem Solving using C	📅 2025-02-21
Bsc-CS-2-2A		88.78%
📄 EVEN SEMESTER FEEDBACK 2025	📖 Database Management Systems	📅 2025-01-23
Bsc-DTSC-2-2A		93.90%
📄 EVEN SEMESTER FEEDBACK 2025	📖 Database Management Systems	📅 2025-01-23
Bsc-DTSC-2-2A		94.00%
📄 EVEN SEMESTER FEEDBACK 2025	📖 Introduction to S&AT	📅 2025-01-23
Bsc-CS-2-2B		81.97%
📄 EVEN SEMESTER FEEDBACK 2025	📖 Database Management Systems	📅 2025-01-23
Bsc-CS-2-2C		86.48%
📄 EVEN SEMESTER FEEDBACK 2025	📖 Database Management Systems	📅 2025-01-23
BCA-2-2B		96.26%
📄 EVEN SEMESTER FEEDBACK 2025	📖 Cybersecurity	📅 2025-01-23

QUESTION RESPONSE		NOT SATISFACTORY (1) SATISFACTORY (2) GOOD (3) VERY GOOD (4) EXCELLENT (5)				
#	Question	1	2	3	4	5
1	command over the subject (depth of the subject)	0.22%	1.35%	14.13%	30.72%	53.59%
2	communication and proper usage of language with students	0%	0.45%	8.97%	42.38%	48.21%
3	explanation of content and clarification of doubts to the requirement of students	0%	0.9%	10.31%	37%	51.79%
4	individual attention towards the student	0.45%	0.67%	6.73%	41.03%	51.12%
5	motivation about career guidance	0%	1.79%	9.87%	40.81%	47.53%
6	overall experience with the teacher	0%	2.24%	10.09%	30.04%	57.62%
7	preference of teaching the subject in english. (except telugu language)	0.22%	0.9%	6.28%	45.07%	47.53%
8	regularity and punctuality in taking the class	0%	0%	5.38%	38.12%	56.5%
9	teacher attitude	0%	1.57%	12.56%	33.18%	52.69%
10	way of explanation	0%	0.45%	5.38%	39.91%	54.26%

SENTIMENT DISTRIBUTION			
#	Positive	Neutral	Negative
Count	71	7	1
Percentage	89.9	8.9	1.3



#Most Positive Comments

1	Venu sir teaching was excellent.
2	his teaching is excellent.
3	His teaching is excellent.
4	His teaching is excellent the way of explanation is very excellent.
5	he is best lecturer on subjects

#Most Neutral Comments

1	sir know how to teach the students
2	no complaints
3	sir explains well.
4	no drawbacks
5	well explanation

#Most Negative Comments

1	clears all our doudts very patiently and explains any tough topic in a simple way
---	---



LUGALAPU PRASAD RAO

Subject:
Data visualization using Tableau
Paycode:
3122032

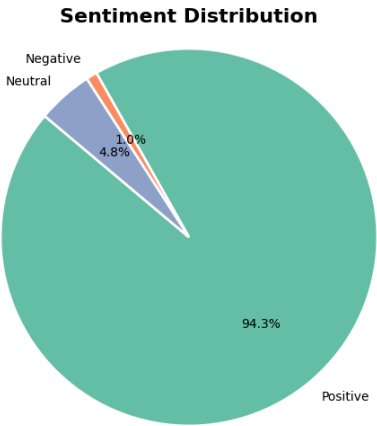
89.47%
Acceptance Level

OVERALL SUMMARY					
Rating	Excellent (5)	Very Good (4)	Good (3)	Satisfactory (2)	Not Satisfactory (1)
Percentage	55.48%	36.74 %	7.44 %	0.34 %	0.00 %

SECTIONS	
BCA-Dtsc-1-2A EVEN SEMESTER FEEDBACK 2025 Data Science & R Language	90.61% 2025-02-21
BCA-1-2A EVEN SEMESTER FEEDBACK 2025 Programming in C	88.54% 2025-02-21
Bsc-DTSC-1-2A EVEN SEMESTER FEEDBACK 2025 Introduction to Data Science and R Programming	92.15% 2025-02-21
Bsc-DTSC-2-2A EVEN SEMESTER FEEDBACK 2025 Data visualization using Tableau	97.43% 2025-01-23

QUESTION RESPONSE		NOT SATISFACTORY (1) SATISFACTORY (2) GOOD (3) VERY GOOD (4) EXCELLENT (5)				
#	Question	1	2	3	4	5
1	command over the subject (depth of the subject	0%	0%	12.27%	31.85%	55.87%
2	communication and proper usage of language with students	0%	0.26%	7.83%	40.73%	51.17%
3	explanation of content and clarification of doubts to the requirement of students	0%	0%	7.31%	40.73%	51.96%
4	individual attention towards the student	0%	0%	8.36%	49.61%	42.04%
5	motivation about career guidance	0%	0%	4.7%	25.85%	69.45%
6	overall experience with the teacher	0%	0%	5.22%	28.2%	66.58%
7	preference of teaching the subject in english. (except telugu language	0%	0%	3.66%	39.69%	56.66%
8	regularity and punctuality in taking the class	0%	2.09%	7.83%	34.99%	55.09%
9	teacher attitude	0%	1.04%	8.09%	43.6%	47.26%
10	way of explanation	0%	0%	9.14%	32.11%	58.75%

SENTIMENT DISTRIBUTION			
#	Positive	Neutral	Negative
Count	99	5	1
Percentage	94.3	4.8	1.0



#Most Positive Comments

1	The way of teaching and motivation towards students is Excellent.
2	Best teaching ever i have seen.
3	His way of explanation is excellent.
4	sir teaching was excellent
5	over all excellent teaching

#Most Neutral Comments

1	hod sir teaching and explaing doubts clarification is verygood
2	Regularity , communication, and motivate about career.
3	he teaches well
4	well explanation
5	he trains well

#Most Negative Comments

1	the teacher subject is explain very clearly, understand. and clarify the any doughs.
---	--



PRAGADA SANTHOSH

Subject:
Digital Logic Design
Paycode:
3112037

87.18%
Acceptance Level

OVERALL SUMMARY

Rating	Excellent (5)	Very Good (4)	Good (3)	Satisfactory (2)	Not Satisfactory (1)
Percentage	49.79%	36.95 %	12.63 %	0.63 %	0.00 %

SECTIONS

Bsc-CS-1-2C 85.02%
 📅 EVEN SEMESTER FEEDBACK 2025 📖 Digital Logic Design 📅 2025-02-21

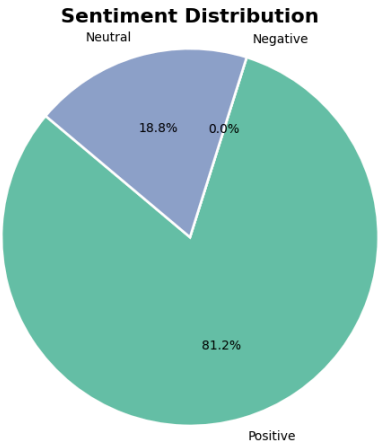
Bsc-CS-1-2B 89.12%
 📅 EVEN SEMESTER FEEDBACK 2025 📖 Digital Logic Design 📅 2025-02-21

QUESTION RESPONSE

NOT SATISFACTORY (1) SATISFACTORY (2) GOOD (3) VERY GOOD (4) EXCELLENT (5)

#	Question	1	2	3	4	5
1	command over the subject (depth of the subject)	0%	1.05%	11.58%	37.89%	49.47%
2	communication and proper usage of language with students	0%	0%	9.47%	37.89%	52.63%
3	explanation of content and clarification of doubts to the requirement of students	0%	1.05%	13.68%	33.68%	51.58%
4	individual attention towards the student	0%	2.11%	12.63%	38.95%	46.32%
5	motivation about career guidance	0%	0%	17.89%	34.74%	47.37%
6	overall experience with the teacher	0%	0%	10.53%	43.16%	46.32%
7	preference of teaching the subject in english. (except telugu language)	0%	0%	11.58%	40%	48.42%
8	regularity and punctuality in taking the class	0%	2.11%	5.26%	36.84%	55.79%
9	teacher attitude	0%	0%	15.79%	32.63%	51.58%
10	way of explanation	0%	0%	17.89%	33.68%	48.42%

SENTIMENT DISTRIBUTION			
#	Positive	Neutral	Negative
Count	26	6	0
Percentage	81.3	18.8	0.0



#Most Positive Comments

1	excellent in clarify doubts
2	excellent teaching amd career guidance
3	he is explains excellent.
4	excellent
5	sir way of teaching is very good.

#Most Neutral Comments

1	he explains well in teaching.
2	We are motivated students for santhosh sir.
3	no drawbacks
4	well teching
5	explains well



KONNI LIKHITHA

Subject:
DATA MINING AND DATA WAREHOUSING

Paycode:
3122046

84.38%

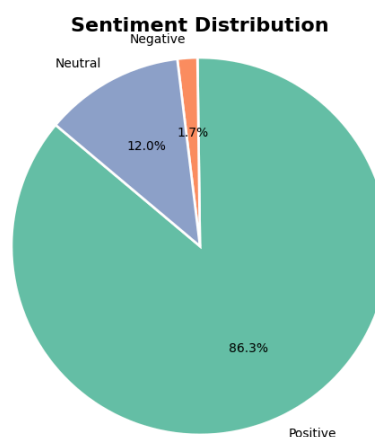
Acceptance Level

OVERALL SUMMARY					
Rating	Excellent (5)	Very Good (4)	Good (3)	Satisfactory (2)	Not Satisfactory (1)
Percentage	43.06%	39.70 %	13.52 %	3.54 %	0.18 %

SECTIONS		
BCA-1-2A		85.53%
<div><div></div><div>EVEN SEMESTER FEEDBACK 2025</div></div>	<div><div></div><div>Cloud Computing Minor Computer Networks</div></div>	<div><div></div><div>2025-02-21</div></div>
BCA-2-2A		90.21%
<div><div></div><div>EVEN SEMESTER FEEDBACK 2025</div></div>	<div><div></div><div>DATA MINING AND DATA WAREHOUSING</div></div>	<div><div></div><div>2025-01-23</div></div>
BCA-2-2A		88.96%
<div><div></div><div>EVEN SEMESTER FEEDBACK 2025</div></div>	<div><div></div><div>Cybersecurity</div></div>	<div><div></div><div>2025-01-23</div></div>
Bsc-CS-2-2A		76.06%
<div><div></div><div>EVEN SEMESTER FEEDBACK 2025</div></div>	<div><div></div><div>DMDW/RAPSS</div></div>	<div><div></div><div>2025-01-23</div></div>
Bsc-CS-2-2A		73.71%
<div><div></div><div>EVEN SEMESTER FEEDBACK 2025</div></div>	<div><div></div><div>Cybersecurity</div></div>	<div><div></div><div>2025-01-23</div></div>
Bsc-DTSC-2-2A		90.86%
<div><div></div><div>EVEN SEMESTER FEEDBACK 2025</div></div>	<div><div></div><div>Cybersecurity</div></div>	<div><div></div><div>2025-01-23</div></div>
Bsc-CS-2-2B		85.17%
<div><div></div><div>EVEN SEMESTER FEEDBACK 2025</div></div>	<div><div></div><div>DMDW/RAPSS</div></div>	<div><div></div><div>2025-01-23</div></div>
Bsc-CS-2-2B		83.61%
<div><div></div><div>EVEN SEMESTER FEEDBACK 2025</div></div>	<div><div></div><div>Cybersecurity</div></div>	<div><div></div><div>2025-01-23</div></div>
Bsc-CS-2-2C		83.09%
<div><div></div><div>EVEN SEMESTER FEEDBACK 2025</div></div>	<div><div></div><div>Cybersecurity</div></div>	<div><div></div><div>2025-01-23</div></div>
BCA-2-2B		89.38%
<div><div></div><div>EVEN SEMESTER FEEDBACK 2025</div></div>	<div><div></div><div>DATA MINING AND DATA WAREHOUSING</div></div>	<div><div></div><div>2025-01-23</div></div>

QUESTION RESPONSE		NOT SATISFACTORY (1) SATISFACTORY (2) GOOD (3) VERY GOOD (4) EXCELLENT (5)				
#	Question	1	2	3	4	5
1	command over the subject (depth of the subject)	0.11%	6.31%	9.67%	46.16%	37.75%
2	communication and proper usage of language with students	0%	3.15%	14.83%	37.54%	44.48%
3	explanation of content and clarification of doubts to the requirement of students	0.21%	4.42%	12.41%	38.7%	44.27%
4	individual attention towards the student	0.11%	2.52%	12.83%	45.85%	38.7%
5	motivation about career guidance	0.32%	2.52%	14.2%	36.28%	46.69%
6	overall experience with the teacher	0.21%	5.26%	13.88%	36.59%	44.06%
7	preference of teaching the subject in english. (except telugu language)	0.21%	3.36%	14.3%	44.58%	37.54%
8	regularity and punctuality in taking the class	0%	1.79%	11.36%	45.64%	41.22%
9	teacher attitude	0.42%	3.15%	15.98%	35.33%	45.11%
10	way of explanation	0.21%	2.94%	15.77%	30.28%	50.79%

SENTIMENT DISTRIBUTION			
#	Positive	Neutral	Negative
Count	101	14	2
Percentage	86.3	12.0	1.7



#Most Positive Comments

1	excellent madam of clarifying and explaining topics.
2	her teaching is very excellent.
3	her explanation is very excellent.
4	Best Teacher and motivates to our career.
5	she is best motivator

#Most Neutral Comments

1	not taking the regular classes
2	no satisfactory. . because one class can be conducted in this sem.
3	the classes are not yet started. As there is no sufficient time.
4	not taking regular classes
5	communication with students in convenient manner

#Most Negative Comments

1	She motivate us and explain the subject very clearly.
2	mam this subject is in lag could you take up this classes

**PYDI SAILEELA**

Subject:
CRT
Paycode:
3122045

83.95%

Acceptance Level

OVERALL SUMMARY

Rating	Excellent (5)	Very Good (4)	Good (3)	Satisfactory (2)	Not Satisfactory (1)
Percentage	43.78%	35.26 %	18.25 %	2.37 %	0.34 %

SECTIONS

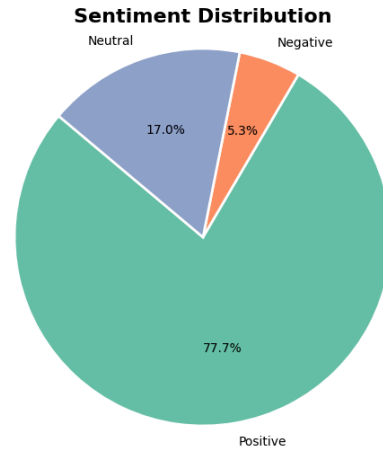
Bsc-CS-1-2A EVEN SEMESTER FEEDBACK 2025 CRT	82.41% 2025-02-21
Bsc-CS-1-2C EVEN SEMESTER FEEDBACK 2025 CRT	85.78% 2025-02-21
Bsc-DTSC-1-2A EVEN SEMESTER FEEDBACK 2025 CRT	89.48% 2025-02-21
BCA-2-2A EVEN SEMESTER FEEDBACK 2025 CRT	81.22% 2025-01-23
Bsc-CS-2-2A EVEN SEMESTER FEEDBACK 2025 CRT	84.64% 2025-01-23
BCA-2-2B EVEN SEMESTER FEEDBACK 2025 CRT	83.23% 2025-01-23

QUESTION RESPONSE

NOT SATISFACTORY (1) SATISFACTORY (2) GOOD (3) VERY GOOD (4) EXCELLENT (5)

#	Question	1	2	3	4	5
1	command over the subject (depth of the subject)	0.34%	2.06%	17.87%	45.36%	34.36%
2	communication and proper usage of language with students	0.69%	1.72%	18.9%	29.21%	49.48%
3	explanation of content and clarification of doubts to the requirement of students	0.34%	4.12%	20.27%	31.96%	43.3%
4	individual attention towards the student	0%	2.06%	13.75%	29.9%	54.3%
5	motivation about career guidance	0%	2.41%	21.31%	38.83%	37.46%
6	overall experience with the teacher	0.34%	1.03%	19.24%	36.08%	43.3%
7	preference of teaching the subject in english. (except telugu language)	0%	3.09%	17.18%	42.61%	37.11%
8	regularity and punctuality in taking the class	0%	2.06%	18.9%	36.08%	42.96%
9	teacher attitude	1.37%	3.78%	20.62%	27.15%	47.08%
10	way of explanation	0.34%	1.37%	14.43%	35.4%	48.45%

SENTIMENT DISTRIBUTION			
#	Positive	Neutral	Negative
Count	73	16	5
Percentage	77.7	17.0	5.3



#Most Positive Comments

1	her teaching is very excellent.
2	madam teaching was excellent
3	madam teaching is excellent
4	The way of the teaching is excellent. Mam always taught shortcuts methods to sums. she is always interacting with everyone.
5	excellent performance regarding all the aspects of teaching.

#Most Neutral Comments

1	Only one period is not enough. we need an extra period for CRT because the overall topic is not completed in 4 periods(per week) and to clarify our doubts.
2	Madam clears our doubts in a understanding manner.
3	She explains the sums in an understandable manner.
4	madam tells the short cuts and how to solve the problem with in the time.
5	sai leela madam teaching and explanation is well

#Most Negative Comments

1	Madam tries to solve the difficult sums easily and very clearly and understand way.
2	actually per week madam classes only 2 periods. so madam have less time. so madam gives her teaching was not satisfaction.
3	no negative complaint
4	understandable teaching of the subject
5	madam is coming to the class but not regularity in talking the class. madam is everyday talking the class we are learn the CRT. but madam is not regularity talking the class.


KOYYANA HARIBABU

Subject:
CRT
Paycode:
3122042

83.33%
Acceptance Level

OVERALL SUMMARY

Rating	Excellent (5)	Very Good (4)	Good (3)	Satisfactory (2)	Not Satisfactory (1)
Percentage	37.84%	42.19 %	18.76 %	1.21 %	0.00 %

SECTIONS

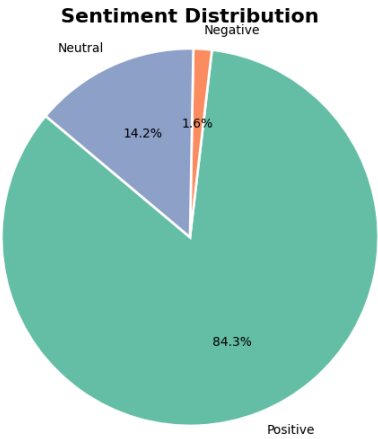
BCA-Dtsc-1-2A 📅 EVEN SEMESTER FEEDBACK 2025 📖 CRT	91.17% 📅 2025-02-21
Bsc-CS-1-2B 📅 EVEN SEMESTER FEEDBACK 2025 📖 CRT	86.68% 📅 2025-02-21
BCA-1-2A 📅 EVEN SEMESTER FEEDBACK 2025 📖 CRT	83.99% 📅 2025-02-21
Bsc-DTSC-2-2A 📅 EVEN SEMESTER FEEDBACK 2025 📖 CRT	91.81% 📅 2025-01-23
Bsc-CS-2-2B 📅 EVEN SEMESTER FEEDBACK 2025 📖 CRT	76.80% 📅 2025-01-23
Bsc-CS-2-2C 📅 EVEN SEMESTER FEEDBACK 2025 📖 CRT	84.87% 📅 2025-01-23

QUESTION RESPONSE

NOT SATISFACTORY (1) SATISFACTORY (2) GOOD (3) VERY GOOD (4) EXCELLENT (5)

#	Question	1	2	3	4	5
1	command over the subject (depth of the subject	0%	1.87%	21.22%	33.62%	43.29%
2	communication and proper usage of language with students	0%	1.87%	21.9%	42.44%	33.79%
3	explanation of content and clarification of doubts to the requirement of students	0%	2.21%	15.96%	38.03%	43.8%
4	individual attention towards the student	0%	0.17%	19.86%	49.24%	30.73%
5	motivation about career guidance	0%	1.19%	21.05%	43.46%	34.3%
6	overall experience with the teacher	0%	0.85%	18%	44.99%	36.16%
7	preference of teaching the subject in english. (except telugu language	0%	0.85%	19.52%	41.09%	38.54%
8	regularity and punctuality in taking the class	0%	0.17%	15.45%	47.54%	36.84%
9	teacher attitude	0%	0.51%	19.69%	39.9%	39.9%
10	way of explanation	0%	2.38%	14.94%	41.6%	41.09%

SENTIMENT DISTRIBUTION			
#	Positive	Neutral	Negative
Count	107	18	2
Percentage	84.3	14.2	1.6



#Most Positive Comments

1	The way of teaching is excellent. And motivation towards students is also excellent.
2	hari babu sir has crt has excellent and sir has two periods increase the periods weekly
3	way teaching is excellent
4	haribabu sir teaching and explanation nature excellent
5	teaching style is perfect sir

#Most Neutral Comments

1	explains about the topic well.
2	The teacher that make us walk through a journey in the world of mathematics through his immense knowledge of numbers in each aspect.
3	I don't have any problem with sir.
4	he also explains well.
5	explains the all technices

#Most Negative Comments

1	the teacher subject is explain very clearly, understand. and clarify the any doughts.
2	Understandable explanation of tricks and subject.

**DESULLA JAGANNADHAM**

Subject:
Telugu
Paycode:
3122054

82.84%

Acceptance Level

OVERALL SUMMARY

Rating	Excellent (5)	Very Good (4)	Good (3)	Satisfactory (2)	Not Satisfactory (1)
Percentage	35.67%	44.35 %	18.74 %	1.00 %	0.24 %

SECTIONS

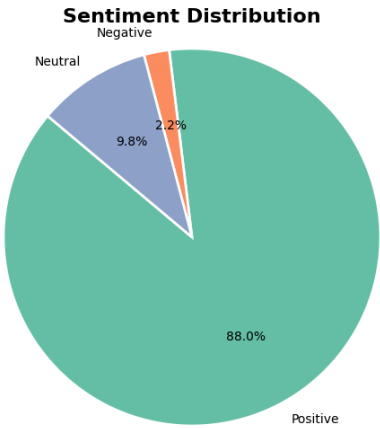
BCA-Dtsc-1-2A EVEN SEMESTER FEEDBACK 2025 Telugu	85.83% 2025-02-21
Bsc-CS-1-2A EVEN SEMESTER FEEDBACK 2025 T&H&S	83.05% 2025-02-21
Bsc-CS-1-2C EVEN SEMESTER FEEDBACK 2025 T&H&S	78.62% 2025-02-21
Bsc-CS-1-2B EVEN SEMESTER FEEDBACK 2025 T&H&S	86.44% 2025-02-21
BCA-1-2A EVEN SEMESTER FEEDBACK 2025 T&H&S	82.08% 2025-02-21
Bsc-DTSC-1-2A EVEN SEMESTER FEEDBACK 2025 T&H&S	87.33% 2025-02-21

QUESTION RESPONSE

NOT SATISFACTORY (1) SATISFACTORY (2) GOOD (3) VERY GOOD (4) EXCELLENT (5)

#	Question	1	2	3	4	5
1	command over the subject (depth of the subject)	0.2%	0.6%	23.35%	37.72%	38.12%
2	communication and proper usage of language with students	0.2%	0.8%	13.97%	53.09%	31.94%
3	explanation of content and clarification of doubts to the requirement of students	0.4%	0.8%	21.96%	40.92%	35.93%
4	individual attention towards the student	0.2%	2.59%	13.97%	51.9%	31.34%
5	motivation about career guidance	0.2%	0.8%	21.56%	30.14%	47.31%
6	overall experience with the teacher	0.2%	0.6%	11.98%	56.89%	30.34%
7	preference of teaching the subject in english. (except telugu language)	0.2%	1%	27.15%	41.12%	30.54%
8	regularity and punctuality in taking the class	0.4%	0.4%	14.37%	46.51%	38.32%
9	teacher attitude	0.2%	1.6%	18.16%	43.31%	36.73%
10	way of explanation	0.2%	0.8%	20.96%	41.92%	36.13%

SENTIMENT DISTRIBUTION			
#	Positive	Neutral	Negative
Count	81	9	2
Percentage	88.0	9.8	2.2



#Most Positive Comments

1	way of teaching is excellent
2	perfect teaching and explanation
3	he is excellent in teaching skills and explain the lesssons point to point over all so excellent
4	best class teacher, and the way of explanation is excellent.
5	sir teaching is excellent.

#Most Neutral Comments

1	explains everything in depth.
2	keep it up sir
3	only reading lessons not explaining
4	only reading on the lesson
5	We motivated about the career when he teaches topic in the class

#Most Negative Comments

1	the teacher subject is explain very clearly, understand. and clarify the any doughts.
2	Sir teaches the subject clearly and explains the subject with live examples.



PADALA PYDI RAJU

Subject:
Basic Statistics
Paycode:
3122019

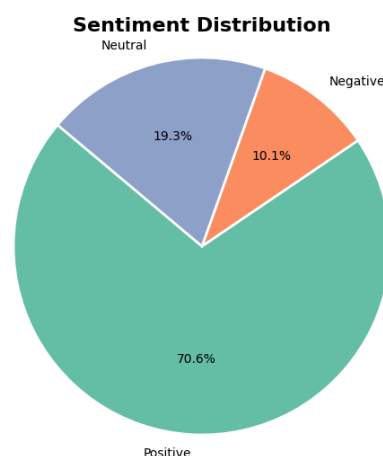
70.57%
Acceptance Level

OVERALL SUMMARY					
Rating	Excellent (5)	Very Good (4)	Good (3)	Satisfactory (2)	Not Satisfactory (1)
Percentage	14.23%	36.73 %	38.75 %	8.27 %	2.02 %

SECTIONS		
BCA-Dtsc-1-2A	76.83%	
EVEN SEMESTER FEEDBACK 2025	Digital Literacy	2025-02-21
Bsc-CS-1-2A	68.64%	
EVEN SEMESTER FEEDBACK 2025	Digital Literacy	2025-02-21
Bsc-CS-1-2C	71.51%	
EVEN SEMESTER FEEDBACK 2025	Digital Literacy	2025-02-21
Bsc-CS-1-2B	75.84%	
EVEN SEMESTER FEEDBACK 2025	Digital Literacy	2025-02-21
BCA-1-2A	68.50%	
EVEN SEMESTER FEEDBACK 2025	Digital Literacy	2025-02-21
Bsc-DTSC-1-2A	74.30%	
EVEN SEMESTER FEEDBACK 2025	Digital Literacy	2025-02-21
BCA-2-2A	67.73%	
EVEN SEMESTER FEEDBACK 2025	Basic Statistics	2025-01-23
Bsc-CS-2-2A	67.19%	
EVEN SEMESTER FEEDBACK 2025	Basic Statistics	2025-01-23
Bsc-DTSC-2-2A	84.19%	
EVEN SEMESTER FEEDBACK 2025	Basic Statistics	2025-01-23
Bsc-CS-2-2B	69.55%	
EVEN SEMESTER FEEDBACK 2025	Basic Statistics	2025-01-23
Bsc-CS-2-2C	78.30%	
EVEN SEMESTER FEEDBACK 2025	Basic Statistics	2025-01-23
BCA-2-2B	70.46%	
EVEN SEMESTER FEEDBACK 2025	Basic Statistics	2025-01-23

QUESTION RESPONSE		NOT SATISFACTORY (1) SATISFACTORY (2) GOOD (3) VERY GOOD (4) EXCELLENT (5)				
#	Question	1	2	3	4	5
1	command over the subject (depth of the subject)	2.27%	9.89%	38.41%	31.7%	17.73%
2	communication and proper usage of language with students	2.27%	9.89%	37.39%	36.02%	14.43%
3	explanation of content and clarification of doubts to the requirement of students	2.39%	8.86%	35.91%	40.34%	12.5%
4	individual attention towards the student	0.57%	8.41%	43.41%	35.68%	11.93%
5	motivation about career guidance	2.39%	8.18%	36.59%	36.36%	16.48%
6	overall experience with the teacher	1.93%	8.3%	36.93%	40.45%	12.39%
7	preference of teaching the subject in english. (except telugu language)	2.61%	8.86%	40.57%	33.75%	14.2%
8	regularity and punctuality in taking the class	0.57%	5.8%	39.2%	38.75%	15.68%
9	teacher attitude	2.84%	6.7%	35.91%	40.91%	13.64%
10	way of explanation	2.39%	7.84%	43.18%	33.3%	13.3%

SENTIMENT DISTRIBUTION			
#	Positive	Neutral	Negative
Count	84	23	12
Percentage	70.6	19.3	10.1



#Most Positive Comments

1	pydi raju sir teaching is excellent
2	his teaching is very excellent.
3	motivation about career guidance is excellent.
4	excellent
5	Excellent teaching.

#Most Neutral Comments

1	explaining every topic in polite manner
2	want the explanation in english
3	he is saying irrelevant topics in stat.
4	the way of talking should be improved while talking to the students.
5	sir not giving the notes.

#Most Negative Comments

1	not teaching the subject clearly and using double meaning words in the class with girls
2	not teaching the topic clearly only explaining what he know other than subject and not even clarifying the doubts properly
3	Having a lot of knowledge on the subject.
4	he not explaing corectly about the subject
5	want skills about subject he is not explaining correctly about the subject

**PEDDINI SOWMYA**

Subject:
Mobile Application Development using Android

Paycode:
3122047

76.18%
Acceptance Level

OVERALL SUMMARY

Rating	Excellent (5)	Very Good (4)	Good (3)	Satisfactory (2)	Not Satisfactory (1)
Percentage	23.25%	41.06 %	29.32 %	6.06 %	0.31 %

SECTIONS

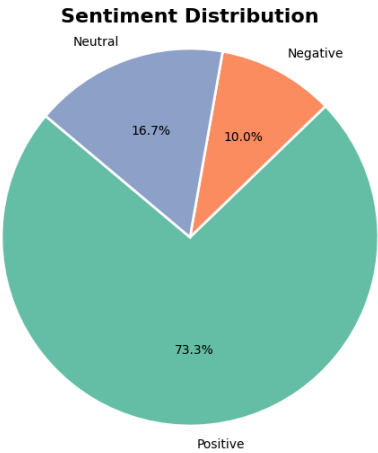
Bsc-CS-1-2C EVEN SEMESTER FEEDBACK 2025 Cloud Computing Minor Computer Networks	77.20% 2025-02-21
BCA-2-2A EVEN SEMESTER FEEDBACK 2025 Mobile Application Development using Android	80.06% 2025-01-23
Bsc-CS-2-2A EVEN SEMESTER FEEDBACK 2025 OBJECT ORIENTED SOFTWARE ENGINEEING	71.74% 2025-01-23
Bsc-DTSC-2-2A EVEN SEMESTER FEEDBACK 2025 Data visualization using python	92.76% 2025-01-23
Bsc-CS-2-2B EVEN SEMESTER FEEDBACK 2025 OBJECT ORIENTED SOFTWARE ENGINEEING	73.77% 2025-01-23
Bsc-CS-2-2C EVEN SEMESTER FEEDBACK 2025 OBJECT ORIENTED SOFTWARE ENGINEEING	74.13% 2025-01-23
BCA-2-2B EVEN SEMESTER FEEDBACK 2025 Mobile Application Development using Android	78.15% 2025-01-23

QUESTION RESPONSE

NOT SATISFACTORY (1) SATISFACTORY (2) GOOD (3) VERY GOOD (4) EXCELLENT (5)

#	Question	1	2	3	4	5
1	command over the subject (depth of the subject	0.47%	4.01%	38.68%	32.08%	24.76%
2	communication and proper usage of language with students	0%	2.83%	23.11%	46.93%	27.12%
3	explanation of content and clarification of doubts to the requirement of students	0.71%	7.55%	32.55%	34.91%	24.29%
4	individual attention towards the student	0.24%	3.77%	28.07%	47.17%	20.75%
5	motivation about career guidance	0.24%	7.55%	33.25%	40.8%	18.16%
6	overall experience with the teacher	0%	6.13%	27.59%	39.39%	26.89%
7	preference of teaching the subject in english. (except telugu language	0.24%	9.67%	22.64%	37.03%	30.42%
8	regularity and punctuality in taking the class	0.24%	3.07%	23.58%	46.93%	26.18%
9	teacher attitude	0.71%	7.31%	27.59%	47.41%	16.98%
10	way of explanation	0.24%	8.73%	36.08%	37.97%	16.98%

SENTIMENT DISTRIBUTION			
#	Positive	Neutral	Negative
Count	44	10	6
Percentage	73.3	16.7	10.0



#Most Positive Comments

1	she is excellent for teaching.
2	excellent madam with teaching skills.
3	Teaching skills are excellent
4	excellent.
5	excellent

#Most Neutral Comments

1	not giving any type of notes
2	Explanation of big topics is too short.
3	teaching style in understand manner
4	no complaints
5	good explanation

#Most Negative Comments

1	explaining the subject very clearly and clarifying the doubts
2	Explaining long topics shortly.
3	way of teaching is not satisfied
4	want some depth knowledge and she is not giving any type notes so it is difficult to read that subject
5	We couldn't understand. Not a good explanation



SREEBHASHYAM HARI MANASA

Subject:
Python Programming
Paycode:
3122036

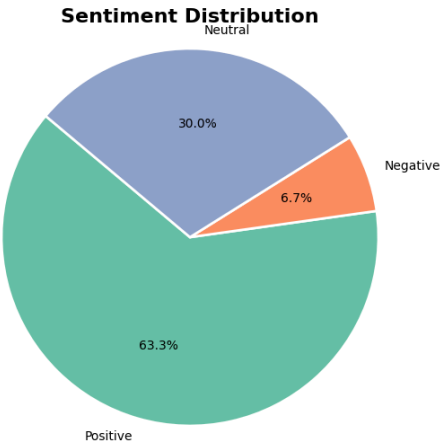
78.87%
Acceptance Level

OVERALL SUMMARY					
Rating	Excellent (5)	Very Good (4)	Good (3)	Satisfactory (2)	Not Satisfactory (1)
Percentage	32.55%	35.09 %	28.68 %	1.51 %	2.17 %

SECTIONS		
BCA-2-2A		73.04%
📅 EVEN SEMESTER FEEDBACK 2025	📖 Python Programming	📅 2025-01-23
BCA-2-2B		88.87%
📅 EVEN SEMESTER FEEDBACK 2025	📖 Python Programming	📅 2025-01-23

QUESTION RESPONSE		NOT SATISFACTORY (1)	SATISFACTORY (2)	GOOD (3)	VERY GOOD (4)	EXCELLENT (5)
#	Question	1	2	3	4	5
1	command over the subject (depth of the subject	1.89%	2.83%	15.09%	48.11%	32.08%
2	communication and proper usage of language with students	1.89%	0%	26.42%	31.13%	40.57%
3	explanation of content and clarification of doubts to the requirement of students	1.89%	1.89%	18.87%	41.51%	35.85%
4	individual attention towards the student	2.83%	1.89%	33.96%	37.74%	23.58%
5	motivation about career guidance	2.83%	0%	36.79%	24.53%	35.85%
6	overall experience with the teacher	1.89%	3.77%	31.13%	33.96%	29.25%
7	preference of teaching the subject in english. (except telugu language	1.89%	0%	21.7%	45.28%	31.13%
8	regularity and punctuality in taking the class	1.89%	1.89%	31.13%	28.3%	36.79%
9	teacher attitude	2.83%	0.94%	36.79%	31.13%	28.3%
10	way of explanation	1.89%	1.89%	34.91%	29.25%	32.08%

SENTIMENT DISTRIBUTION			
#	Positive	Neutral	Negative
Count	19	9	2
Percentage	63.3	30.0	6.7



#Most Positive Comments

1	Way of teaching is very good
2	madam teaching is very good.
3	very good
4	Teaching skills are very nice.
5	Her teaching is good.

#Most Neutral Comments

1	she is not taking regular classes
2	not satisfaction with her teaching. because mam don't give the notes properly and teaching depthly.
3	It is somewhat lagging.
4	not taking classes regularly
5	not taking regular classes

#Most Negative Comments

1	Mam I want some deep explanation of our subject because of its a core subject . Thanking you Mam.
2	explanation towards the subject is understandable